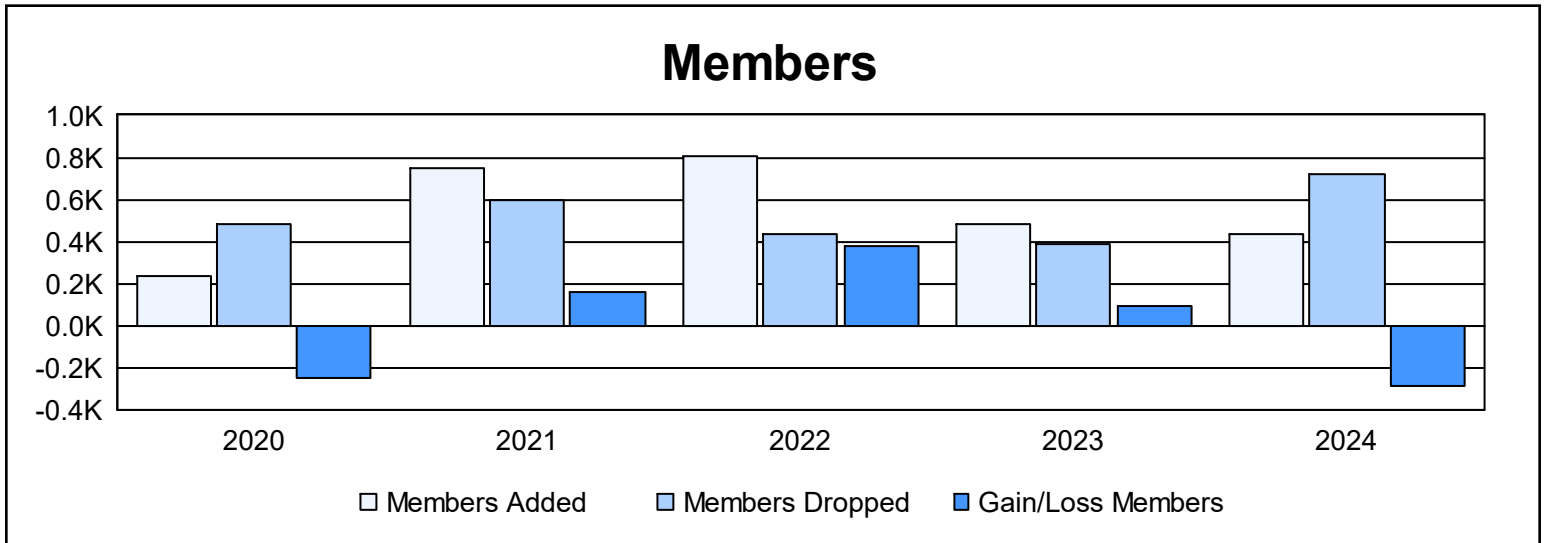
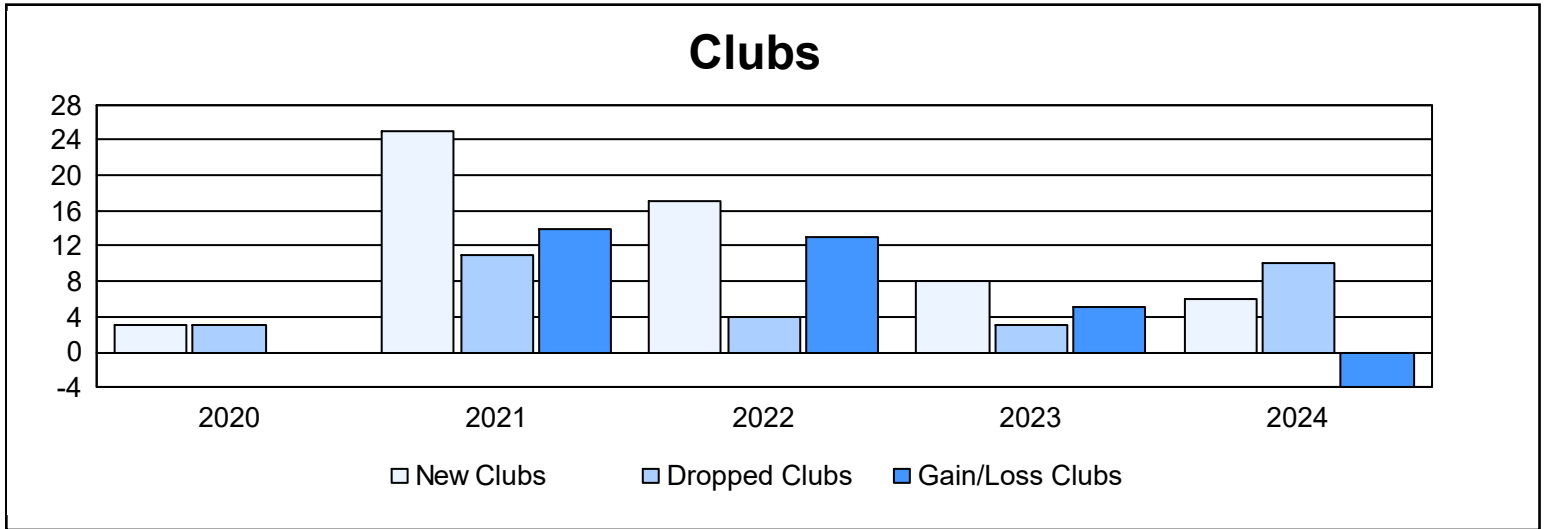
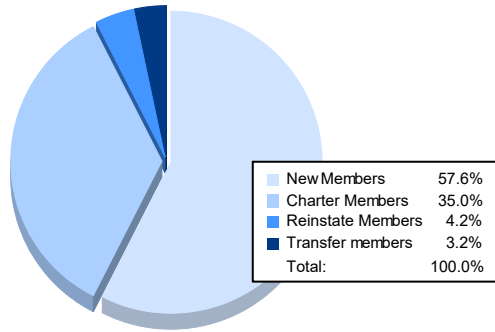


Year	New Clubs	Dropped Clubs	Gain/ Loss Clubs	New Members	Charter Members	Reinstate Members	Transfer Members	Total Member Added	Total Members Dropped	Gain/ Loss Members
2019-2020	3	3	0	123	80	30	2	235	482	-247
2020-2021	25	11	14	188	540	16	5	749	592	157
2021-2022	17	4	13	378	406	13	10	807	430	377
2022-2023	8	3	5	283	175	10	10	478	383	95
2023-2024	6	10	-4	249	151	18	14	432	723	-291
<b>Average</b>	<b>12</b>	<b>6</b>	<b>6</b>	<b>244</b>	<b>270</b>	<b>17</b>	<b>8</b>	<b>540</b>	<b>522</b>	<b>18</b>



### Membership Composition June 2024 Cumulative



### Gender Composition June 2024 Cumulative

